



21 NOV WED

15 07

ambient
SYSTEM

- Fanvil
- Jone
- Sunnie
- Lita
- SIP3

- Ta
- Ben
- Rush
- Abby

CallLog Contact DND Menu

Navigation pad with OK button and directional arrows.

Standard 12-button numeric keypad with alphanumeric labels (e.g., 2 ABC, 3 DEF, 4 GHI, 5 JKL, 6 MNO, 7 PQRS, 8 TUV, 9 WXYZ).

Message and voicemail function buttons.

Headset function button.

Refresh or repeat function button.

Speakerphone function button.

1

IP Intercom System

Stay connected, stay safe

Introduction

IP INTERCOM SYSTEM	65
--------------------------	----

Gateways and servers

ISE COMM	67
ISE VES SYSTEM GATEWAY	69

IP Audio Intercoms

ICO EMERGENCY	71
ICO EMERGENCY S01/S02	73
ICO EMERGENCY S03	75
ICO FRONTIER	77
ICO CLEANROOM	79
ICO STRONG	81
ICO PHP S01/S02	83

Intercom Housings

SURFACE MOUNT HOUSING	85
RECESSED HOUSING	86

Desktop Stations

ABT-ICDG-01	87
ABT-ICD1	89

IP Amplifiers

ICO MAM	91
---------------	----

SIP Loudspeakers

ABT-S206S	93
ABT-W6S	95
ABT-T2515S	97

IP Intercom System



The IP Intercom System is a modern and reliable tool for voice communication. Intercom integrated with the building's security systems enable the streamlining of information

flow and a reduction in response time to events. As a key element of communication and security, the system monitors the operational status of connected intercoms, logs

system events, and enables audio recording, ensuring comprehensive operational support.



System Functions



Enables natural, two-way conversations, including conference calls with multiple users simultaneously. A call forwarding function is also available.



Acoustic monitoring of the speaker-microphone path. The functional test involves the intercom emitting a specific test signal that must be correctly received by its microphone.



Enables remote control of secure access by the intercom relay via remote dial code or using the keypad.



Continuous monitoring of connected intercoms, distinguishing between their active status, idle state, and any potential malfunctions



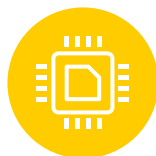
Enables broadcasting voice messages to all intercoms, selected groups, or individual devices. Messages can be delivered live by the user or played back from the system's memory.



The server maintains a detailed log of system operations. Additionally, for enhanced security and to facilitate the later analysis of events, there is an option to record the content of conversations.



Extensive capabilities of integration with visualization and management systems (SCADA, PSIM, BMS, etc.) via SNMP and REST API protocols (with the option of direct connection to the intercom).



Digital signal processing algorithms ensure high speech intelligibility even in challenging acoustic environments (reverberation, noise). This includes features such as automatic volume control, echo cancellation, and noise reduction.

ISE COMM

INTERCOM SERVER

- ✓ *IP Intercom system supervision*
- ✓ *Call management*
- ✓ *Integration with third-party systems*

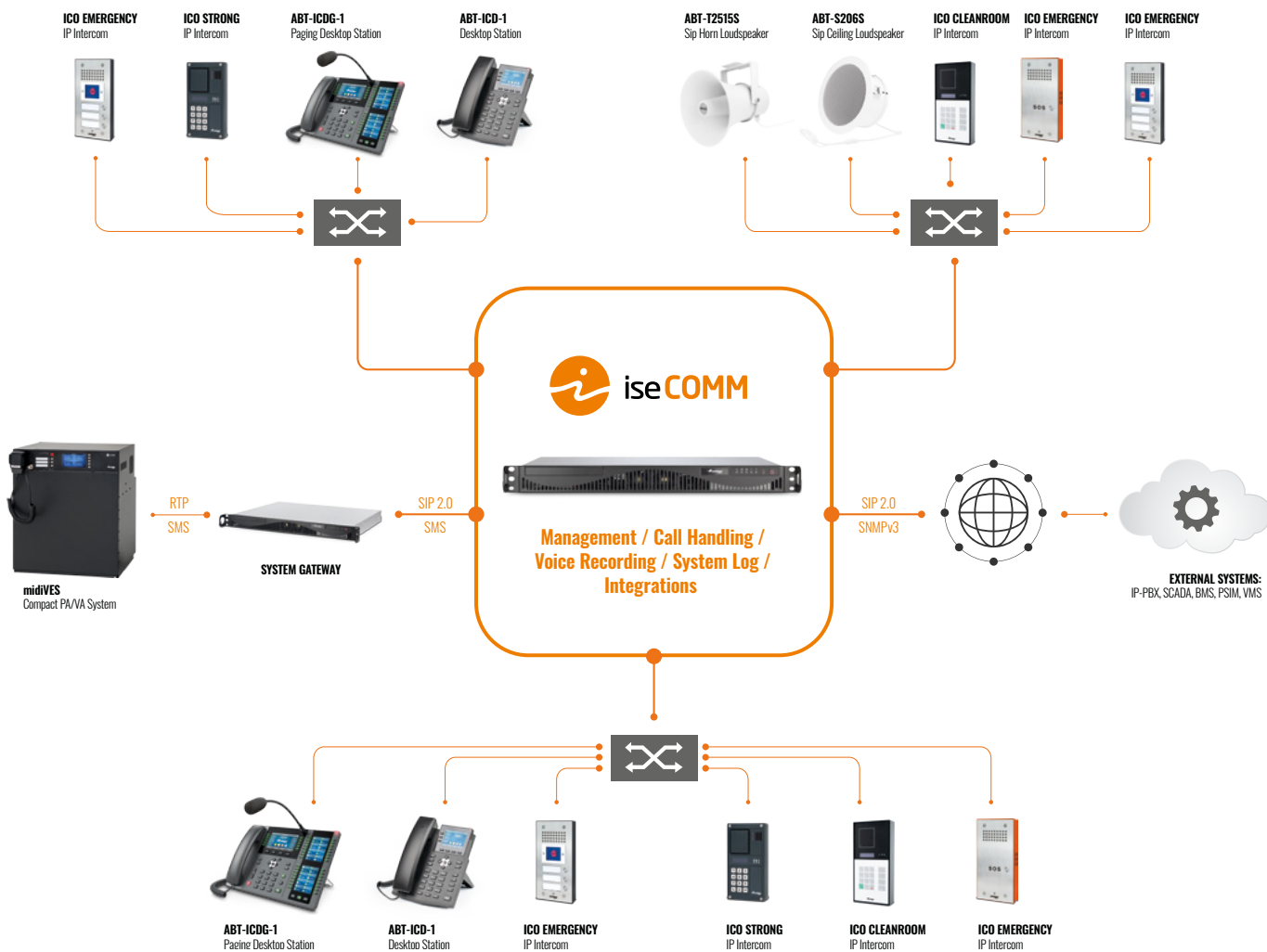


ISE COMM is an advanced intercom server responsible for system supervision and maintenance, call handling, and integration with third-party systems. ISE COMM enables easy control and access to information about the status of connected devices and

current system status. The server maintains a detailed system operation log. The optional voice recording function facilitates the subsequent analysis of events. The ISE COMM server enables integration with visualization and management systems (BMS,

PSIM, CCTV, etc.) using the SNMP protocol. The server also enables the integration of the IP intercom system with external IP telephony systems.

	ISE COMM
Procesor	Intel Xeon
Chipset	Intel
Operating memory	1 × 8 GB
Hard drive	1 × 240 GB SSD
Network	2 × Intel i210 AT Gigabit LAN
Ports	2 × USB 2.0 / 2 × USB 3.0 / 2 × 1 Gbit/s
Dimensions	43 mm (1U) × 437 mm × 290 mm
Operating system	Linux
Power supply	230 V AC



The ISE COMM Server is supplied with a base license.
The expansion of its functionalities is implemented through a licensing structure:

MODELS	Description
EndP	End Point License - enables the connection of one user
ExtL	External Line License – enables the configuration of one outgoing connection
ReC	Record License – enables audio recording for one channel
Back	Backup License – enables the configuration of a redundant server

ISE VES SYSTEM GATEWAY

SYSTEM GATEWAY

- ✓ *Digital integration of VoIP and PAVA systems*
- ✓ *Digital voice announcer with scheduler*
- ✓ *Management via an easy-to-use browser interface*

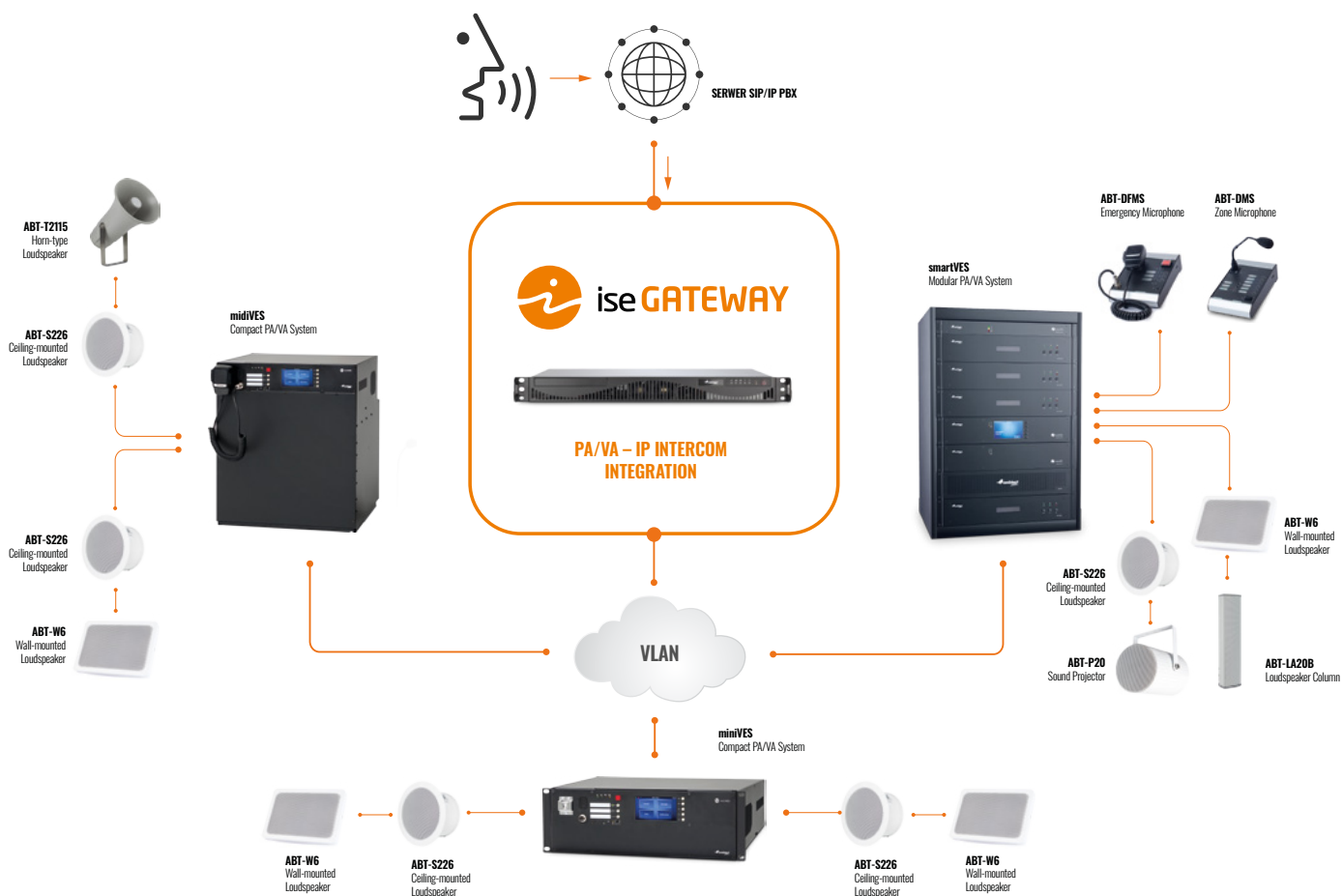


ISE VES SYSTEM GATEWAY is a PAVA exchange server with SIP access functionality. The server enables the integration of distributed PAVA systems into an extensive audio network. It also allows for the integration of said systems with IP telephony systems in the digital domain, utilizing the SIP Trunk feature. ISE VES SYSTEM GATEWAY supports up to 8 simultaneous SIP calls

into the PAVA network, allowing to route these calls to selected zones. The server has an incoming call recording functionality for subsequent analysis. It also features a message player and scheduler, manageable through an intuitive browser interface secured against unauthorized access. Both voice messages and other broadcast functions of the server can be controlled

remotely. ISE VES SYSTEM GATEWAY is a solution that enables the efficient distribution of addressed voice messages to the PAVA network from various sources. Thanks to it, IP intercom, IP telephony systems, and service providers can effectively communicate with the Public Address and Voice Alarm system.

	ISE VES SYSTEM GATEWAY
Processor	Intel Xeon
Chipset	Intel
Operating memory	1 × 8 GB
Hard drive	1 × 240 GB SSD
Network	2 × Intel i210 AT Gigabit LAN
Ports	2 × USB 2.0 / 2 × USB 3.0 / 2 × 1 Gbit/s
Dimensions	43 mm (1U) × 437 mm × 290 mm
Operating system	Linux
Power supply	230 V AC or 48 V DC



ISE VES SYSTEM GATEWAY functionality defined within the licensing structure:

LICENSES	Description
Z-	Zones License – enables the configuration of a broadcast group
SF	Store&Forward License – enables the buffering of messages addressed to busy groups
T	Timer License – enables the creation of an event schedule
P	PBX License – enables the registration of ISE VES SYSTEM GATEWAY in a SIP Proxy
SG	Segment License – enables adding connections to Ambient System PAVA subsystem
R	Record License – enables the recording of outgoing calls to Ambient System PAVA central units
B	Backup License – enables the configuration of a redundant server

ICO EMERGENCY

IP INTERCOM

- ✓ *Intercom with emergency button*
- ✓ *Compliance with DIN VDE V 0827 standard*
- ✓ *Up to 3 programmable buttons*
- ✓ *Vandal-resistant housing IK08/IP54*
- ✓ *Acoustic monitoring of speaker-microphone path*
- ✓ *DSP functions: noise reduction, echo cancellation, automatic volume control*
- ✓ *SIP2.0 / SNMPv3*



ICO EMERGENCY is an emergency intercom designed in accordance with the DIN VDE V 0827 standard, ideal for applications requiring rapid notification. It is equipped with a large, intuitive red emergency button protected by a breakable cover. Activating this button initiates a priority connection with the intercom system operator or the automatic playback of a pre-programmed voice message from the server. The intercom

additionally offers 1 to 3 programmable buttons that can be configured for standard call functions. ICO EMERGENCY has 3 relays and 6 GPIO inputs/outputs, enabling integration with external devices such as strobes, electronic locks, or external buttons. ICO EMERGENCY can transmit information about its status to management systems (PSIM, BMS, etc.) directly, bypassing the SIP server, using the SNMP protocol. Voice communication is

hands-free, utilizing advanced digital algorithms that improve sound quality through noise reduction, automatic volume control, and echo cancellation. ICO EMERGENCY can be powered via PoE or using an external DC power supply. The vandal-resistant housing with IP54/IK08 rating ensures reliability in harsh environmental conditions. Dedicated mounting accessories allow for surface, flush, and drywall mounting.

MODELS	Description
ABT-ICO-EME-B1E	Intercom equipped with a single programmable button
ABT-ICO-EME-B2E	Intercom equipped with two programmable buttons
ABT-ICO-EME-B3E	Intercom equipped with three programmable buttons

ACCESSORIES	Description
ABT-IAC-BOX01-PB	Mounting box for modular and plasterboard walls
ABT-IAC-BOX01-F	Flush-mounting box
ABT-IAC-BOX01-W	Surface-mounting box

ICO EMERGENCY	
Audio	
Loudspeaker	1 × built-in speaker with rated power of 5W
Amplifier	Class D; 15 W @4 Ohm (1% THD+N)
Microphone	1 × MEMS type (frequency response 60 Hz – 20 kHz)
Audio input	1 × balanced line input – nominal level 775 mV RMS
Audio output	1 × balanced line output – nominal level 775 mV RMS
Headphone output	Output power 0,25W, Minimum load impedance 16 Ohm
Codecs	Speex, iLBC, GSM, PCMU, G722, Opus, G729, L16
Indicators and Control	Output Power 0.25 W, Minimum load impedance 16 Ω
Emergency button	1 × red emergency button, behind breakable glass cover
Programmable button	1-to-3
Interfaces	
Ethernet ports	2 × Ethernet port
Relays	2 × make contact input: 30 VDC, 1A / 125 VAC, 0.3A, max. switching voltage 250 VAC / 220 VDC, max. switching power 62.5 VA / 30 W, max. load current 2A 1x active relay: 12 VDC, max. current 100mA
GPIO	6 × digital input/output: parametric input (2-state); logic output 0-5V, current output 18mA, common reference point
LED Driver	12V, current limiting resistor 300 Ohm
Power supply	
PoE	IEEE 802.3af 3af / Class 0, IEEE 802.3at / max. 12.95W (RJ45)
DC	12V / 2A power supply (screw terminal)
Environmental parameters	
Operating Temperature	-40 to +65°C
Relative Humidity	10% to 95% (non-condensation)
Mechanical Resistance	IK08
Dust/water protection	IP54
Physical parameters	
Dimensions (H × W)	137 × 277 mm
Weight	1500 g
Material	Stainless steel

ICO EMERGENCY S01/S02

IP INTERCOM WITH HANDSET, DEDICATED FOR TUNNEL APPLICATIONS

- ✓ *Wall-mounted intercom equipped with a handset*
- ✓ *Up to 2 programmable buttons*
- ✓ *Vandal-resistant housing IK10/IP65*
- ✓ *Acoustic monitoring of speaker-microphone path*
- ✓ *DSP functions: noise reduction, echo cancellation, automatic volume control*
- ✓ *SIP2.0 / SNMPv3*



ICO EMERGENCY S is an intercom specifically designed for applications with very high background noise levels (e.g., ventilation noise, road noise). To maximize speech intelligibility, the device is equipped with a handset, lifting which will automatically initiate a connection with the operator. The ICO EMERGENCY S housing features high vandal resistance (IK09) and an IP65 protection rating, ensuring reliability in demanding

environmental conditions. ICO EMERGENCY S has 3 relays and 6 GPIO inputs/outputs, enabling integration with various external devices such as strobe, electronic locks, and specialized buttons. Additionally, the intercom can autonomously report its status to building management systems (PSIM, BMS, etc.) using the SNMP protocol, without the need to involve the SIP server. This allows for monitoring events such as the opening

of shelter doors, evacuation routes, or the enclosure in which the device is mounted. ICO EMERGENCY S offers flexible mounting options: surface-mounted, flush-mounted, or in drywall constructions. An orange housing variant with 'SOS' markings on the sides is also available, further enhancing its visibility in emergency situations. ICO EMERGENCY S can be powered via standard PoE or using an external DC power supply.

MODELS	Description
ABT-ICO-FRO-S01	Intercom equipped with a single programmable button
ABT-ICO-FRO-S02	Intercom equipped with handset, no buttons

ACCESSORIES	Description
ABT-IAC-BOX01-PB	Mounting box for modular and plasterboard walls
ABT-IAC-BOX01-F	Flush-mounting box
ABT-IAC-BOX01-W	Surface-mounting box
ABT-IAC-BOX01-WO	Orange surface-mounted housing with 'SOS' markings, supports IP65

ICO EMERGENCY S01 / S02	
Audio	
Loudspeaker	1 × built-in speaker with rated power of 5W
Amplifier	Class D; 15 W @4 Ohm (1% THD+N)
Microphone	1 × MEMS type (frequency response 60 Hz – 20 kHz)
Handset	1 × handset with flexible cord (S01 variant)
Audio input	1 × balanced line input – nominal level 775 mV RMS
Audio output	1 × balanced line output – nominal level 775 mV RMS
Headphone output	Output power 0,25W, Minimum load impedance 16 Ohm
Codecs	Speex, iLBC, GSM, PCMU, G722, Opus, G729, L16
Indicators and control	
Programmable button	1 (S01 variant)
Interfaces	
Ethernet ports	2 × Ethernet port
Relays	2 × make contact input: 30 VDC, 1A / 125 VAC, 0.3A, max. switching voltage 250 VAC / 220 VDC, max. switching power 62.5 VA / 30 W, max. load current 2A
GPIO	6 × digital input/output: parametric input (2-state); logic output 0-5V, current output 18mA, common reference point
LED Driver	12V, current limiting resistor 300 Ohm
Power supply	
PoE	IEEE 802.3af 3af / Class 0, IEEE 802.3at / max. 12.95W (RJ45)
DC	12V / 2A power supply (screw terminal)
Environmental parameters	
Operating Temperature	-40 to +65°C
Relative Humidity	10% to 95% (non-condensation)
Mechanical Resistance	IK10
Dust/water protection	IP65
Physical parameters	
Dimensions (H × W)	137 × 277 mm
Weight	1500 g
Material	Stainless steel

ICO EMERGENCY S03

IP INTERCOM FOR PENITENTIARY FACILITIES

- ✓ Heavy-duty wall-mounted intercom
- ✓ Vandal-resistant housing IK10/IP65
- ✓ 2 programmable buttons
- ✓ 4 auxiliary buttons
- ✓ Acoustic monitoring of speaker-microphone path
- ✓ DSP functions: noise reduction, echo cancellation, automatic volume control
- ✓ SIP2.0 / SNMPv3



ICO EMERGENCY S03 is an intercom dedicated to penitentiary facility applications, where there is a need for increased mechanical resistance and necessity to integrate additional functionalities, such as operating window opening mechanisms, controlling lighting, or managing the public address system. The ICO EMERGENCY S03 housing features high vandal resistance (IK10) and an IP65 protection rating, ensuring reliability in demanding environmental conditions.

It is designed for flush mounting using the dedicated mounting box ABT-IAC-BOX01-F. The front panel of the ICO EMERGENCY S03 is equipped with 2 quick dial buttons and a group of 4 auxiliary buttons. Two buttons are used to operate the integrated multicast radio receiver. The remaining two buttons enable the control of external devices such as the window operator and room lighting. ICO EMERGENCY S03 has 3 relays and 6 GPIO inputs/outputs, enabling integration with

various external devices such as strobe, electronic locks, and specialized buttons. Moreover, ICO EMERGENCY S03 can autonomously transmit information about its status and the status of the aforementioned relays and GPIOs to building management systems (PSIM, BMS, etc.) directly, bypassing the SIP server, using the SNMP protocol. ICO EMERGENCY S03 can be powered via standard PoE or using an external DC power supply.

MODELS	Description
ABT-ICO-FRO-S03	Intercom dedicated to penitentiary applications
ACCESSORIES	Description
ABT-IAC-BOX01-F	Flush-mounting box

ICO EMERGENCY S03	
Audio	
Loudspeaker	1 × built-in speaker with rated power of 5W
Amplifier	Class D; 15 W @4 Ohm (1% THD+N)
Microphone	1 × MEMS type (frequency response 60 Hz – 20 kHz)
Audio input	1 × balanced line input – nominal level 775 mV RMS
Audio output	1 × balanced line output – nominal level 775 mV RMS
Headphone output	Output power 0,25W, Minimum load impedance 16 Ohm
Codecs	Speex, iLBC, GSM, PCMU, G722, Opus, G729, L16
Indicators and control	
Quick dial button	× 2
Radio buttons	2 × (VOL+, VOL-)
Auxiliary buttons	2 × Public Address System attenuation (VOL+, VOL-)
I/O (Input/Output)	
Number of terminals	6 pcs of programmable terminals, each can be input/output or LED driver
Digital input	Self polarized 2 state logical input with hysteresis for resistance defined source, two 4k7 series resistors for LOW state and one 4k7 resistor for HIGH state. OPEN and SHORT states also supported.
Digital output	0-5V, current 18mA, overvoltage and reverse current protected -0,7...5,5V, common reference ground
LED driver	source series resistance 300R
Power supply	
PoE	IEEE 802.3af 3af / Class 0, IEEE 802.3at / max. 12.95W (RJ45)
DC	12V / 2A power supply (screw terminal)
Environmental parameters	
Operating Temperature	-40 to +65°C
Relative Humidity	10% to 95% (non-condensation)
Mechanical Resistance	IK10
Dust/water protection	IP65
Physical parameters	
Dimensions (H × W)	137 × 277 mm
Weight	1500 g
Material	Stainless steel

ICO FRONTIER

IP INTERCOM

- ✓ *Basic intercom*
- ✓ *Up to 3 programmable buttons*
- ✓ *Vandal-resistant housing IK08/IP54*
- ✓ *Acoustic monitoring of speaker-microphone path*
- ✓ *DSP functions: noise reduction, echo cancellation, automatic volume control*
- ✓ *SIP2.0 / SNMPv3*



ICO FRONTIER is a basic intercom type equipped with 1 to 3 programmable buttons used for call functions. It provides high-quality, hands-free voice communication thanks to advanced digital algorithms such as noise reduction, automatic volume control, and echo cancellation. ICO FRONTIER is equipped with 3 relays and 6 GPIO inputs/outputs,

which enables easy integration with various external devices, such as strobes, electronic locks, and external buttons. Moreover, ICO FRONTIER can autonomously report its status to building management systems (PSIM, BMS, etc.) using the SNMP protocol, without the need to involve the SIP server. The robust, vandal-resistant housing with an

IP54/IK08 rating guarantees reliable operation in various environmental conditions. Dedicated mounting accessories allow for flexible surface, flush, or drywall installation. ICO FRONTIER can be powered via standard PoE or using an external DC power supply.

MODELS	Description
ABT-ICO-FRO-B1E	Intercom equipped with a single programmable button
ABT-ICO-FRO-B2E	Intercom equipped with two programmable buttons
ABT-ICO-FRO-B3E	Intercom equipped with three programmable buttons

ACCESSORIES	Description
ABT-IAC-BOX01-PB	Mounting box for modular and plasterboard walls
ABT-IAC-BOX01-F	Flush-mounting box
ABT-IAC-BOX01-W	Surface-mounting box

ICO FRONTIER	
Audio	
Loudspeaker	1 × built-in speaker with rated power of 5W
Amplifier	Class D; 15 W @4 Ohm (1% THD+N)
Microphone	1 × MEMS type (frequency response 60 Hz – 20 kHz)
Audio input	1 × balanced line input – nominal level 775 mV RMS
Audio output	1 × balanced line output – nominal level 775 mV RMS
Headphone output	Output power 0,25W, Minimum load impedance 16 Ohm
Codecs	Speex, iLBC, GSM, PCMU, G722, Opus, G729, L16
Indicators and control	
Programmable button	1-to-3
Interfaces	
Ethernet ports	2 × Ethernet port
Relays	2 × make contact input: 30 VDC, 1A / 125 VAC, 0.3A, max. switching voltage 250 VAC / 220 VDC, max. switching power 62.5 VA / 30 W, max. load current 2A
GPIO	6 × digital input/output: parametric input (2-state); logic output 0-5V, current output 18mA, common reference point
LED Driver	12V, current limiting resistor 300 Ohm
Power supply	
PoE	IEEE 802.3af 3af / Class 0, IEEE 802.3at / max. 12.95W (RJ45)
DC	12V / 2A power supply (screw terminal)
Environmental parameters	
Operating Temperature	-40 to +65°C
Relative Humidity	10% to 95% (non-condensation)
Mechanical Resistance	IK08
Dust/water protection	IP54
Physical parameters	
Dimensions (H x W)	137 × 277 mm
Weight	1500 g
Material	Stainless steel

ICO CLEANROOM

IP INTERCOM FOR CLEANROOM APPLICATIONS

- ✓ *Intercom for clean rooms*
- ✓ *Antibacterial protective coating*
- ✓ *Resistance to chemical agents PZH hygiene certificate*
- ✓ *Full backlit keypad OLED display*
- ✓ *DSP functions: noise reduction, echo cancellation, automatic volume control*
- ✓ *SIP2.0 / SNMPv3*



ICO CLEANROOM is an IP intercom dedicated to clean room environments. The device features a housing with an environmental protection rating of IP67 and a front panel secured with a chemical-resistant, antibacterial protective coating, which prevents the accumulation of dirt in crevices and allows the intercom to be cleaned using detergents commonly used in healthcare. The device's properties are confirmed by the Hygiene Certificate of the National Institute of Public

Health PZH. ICO CLEANROOM is adapted for installation in modular wall systems. ICO CLEANROOM is equipped with a hands-free system, a clear 2.23-inch OLED display, and a full functional keypad with a backlight option, which improves button visibility in low light conditions and increases contrast in bright light. The keypad allows for adjusting the display backlight and device volume, as well as selecting entries from the contact book in case communication with personnel

outside the speed dial list is needed. ICO CLEANROOM has 3 relays and 6 GPIO inputs/outputs, enabling integration with various external devices such as strobe, electronic locks, and specialized buttons. ICO CLEANROOM allows for flush mounting, surface mounting, or installation in modular wall systems. The intercom can be powered via standard PoE or using an external DC power supply.

MODELS	Description
ABT-ICO-CLR	Intercom for clean rooms, with full keypad and protective coating

ACCESSORIES	Description
ABT-IAC-BOX01-PB	Mounting box for modular and plasterboard walls
ABT-IAC-BOX01-F	Flush-mounting box
ABT-IAC-BOX01-W	Surface-mounting box

ICO CLEANROOM	
Audio	
Loudspeaker	1 × built-in speaker with rated power of 5W
Amplifier	Class D; 15 W @4 Ohm (1% THD+N)
Microphone	1 × MEMS type (frequency response 60 Hz – 20 kHz)
Audio input	1 × balanced line input – nominal level 775 mV RMS
Audio output	1 × balanced line output – nominal level 775 mV RMS
Headphone output	Output power 0,25W, Minimum load impedance 16 Ohm
Codecs	Speex, iLBC, GSM, PCMU, G722, Opus, G729, L16
Indicators and control	
LED indicators	3 × RGBW LED (device status, door open, dialing/conversation)
Display	OLED 2,23"
Keyboard	Full function keyboard with backlight
Interfaces	
Ethernet ports	2 × Ethernet port
Relays	2 × make contact input: 30 VDC, 1A / 125 VAC, 0.3A, max. switching voltage 250 VAC / 220 VDC, max. switching power 62.5 VA / 30 W, max. load current 2A 1 × active relay: 12 VDC, max. current 100mA
GPIO	6 × digital input/output: parametric input (2-state); logic output 0-5V, current output 18mA, common reference point
LED Driver	12V, current limiting resistor 300 Ohm
Power supply	
PoE	IEEE 802.3af 3af / Class 0, IEEE 802.3at / max. 12.95W (RJ45)
DC	12V / 2A power supply (screw terminal)
Environmental parameters	
Operating Temperature	-40 to +65°C
Relative Humidity	10% to 95% (non-condensation)
Dust/water protection	IP67
Mechanical Resistance	IK05
Physical parameters	
Dimensions (H × W)	137 × 277 mm
Weight	1500 g
Material	Aluminum

ICO STRONG

IP INTERCOM

- ✓ *Intercom for special applications*
- ✓ *Modular design*
- ✓ *Full backlit keypad*
- ✓ *OLED display*
- ✓ *DSP functions: noise reduction, echo cancellation, automatic volume control*
- ✓ *SIP2.0 / SNMPv3*



ICO STRONG is an intercom dedicated to applications requiring devices with high resistance to external factors. Its housing features vandal resistance at the IP67/IK10 level. ICO STRONG has a modular design. It is standardly equipped with a hands-free system, a 2.23-inch OLED display, and a full functional keypad with a backlight option. It can be further expanded with modules such

as a camera, RFID reader, emergency button, or additional speaker. There is also the possibility to replace the full functional keypad with 1 or 4 quick dial buttons. The device has 3 relays and 6 GPIO inputs/outputs, enabling integration with various external devices such as strobe, electronic locks, and specialized buttons. Furthermore, it has the ability to directly transmit information about

its status to management systems (PSIM, BMS, etc.) bypassing the SIP server, using the SNMP protocol. ICO STRONG can be surface-mounted or flush-mounted (using dedicated mounting accessories). The device is powered via PoE or using an external DC power supply.

MODELS	Description
ABT-ICO-STR-K	Intercom with 2 speakers, display and keypad
ABT-ICO-STR-KC	Intercom with 1 speaker, IP camera, display and keypad
ABT-ICO-STR-B1	Intercom with 2 speakers, display and 1 button
ABT-ICO-STR-B1C	Intercom with 1 speaker, IP camera, display and 1 button
ABT-ICO-STR-B4	Intercom with 2 speakers, display and 4 buttons
ABT-ICO-STR-B4C	Intercom with 1 speaker, IP camera, display and 4 buttons

ACCESSORIES	Description
ABT-IAC-BOX02-W	Mounting box for modular and plasterboard walls
ABT-IAC-BOX02-PB	Flush-mounting box
ABT-IAC-BOX02-F	Surface-mounting box

ICO STRONG	
Audio	
Loudspeaker	1 × built-in speaker with rated power of 5W
Amplifier	Class D; 15 W @4 Ohm (1% THD+N)
Microphone	1 × MEMS type (frequency response 60 Hz – 20 kHz)
Audio input	1 × balanced line input – nominal level 775 mV RMS
Audio output	1 × balanced line output – nominal level 775 mV RMS
Headphone output	Output power 0,25W, Minimum load impedance 16 Ohm
Codecs	Speex, iLBC, GSM, PCMU, G722, Opus, G729, L16
Indicators and control	
LED indicators	3 × RGBW LED (device status, door open, dialing/conversation)
Display	OLED 2,23"
Keyboard	Full function keyboard with backlight
Interfaces	
Ethernet ports	2 × Ethernet port
Relays	2 × make contact input: 30 VDC, 1A / 125 VAC, 0.3A, max. switching voltage 250 VAC / 220 VDC, max. switching power 62.5 VA / 30 W, max. load current 2A 1x active relay: 12 VDC, max. current 100mA
GPIO	6 × digital input/output: parametric input (2-state); logic output 0-5V, current output 18mA, common reference point
LED Driver	12V, current limiting resistor 300 Ohm
Power supply	
PoE	IEEE 802.3af 3af / Class 0, IEEE 802.3at / max. 12.95W (RJ45)
DC	12V / 2A power supply (screw terminal)
Environmental parameters	
Operating temperature	-40 to +65°C
Relative Humidity	10% to 95% (non-condensation)
Mechanical Resistance	IK10
Dust/water protection	IP67
Physical parameters	
Dimensions (H × W × D)	250 × 130 × 60 mm
Weight	1500 g
Material	Aluminum

ICO PHP S01/S02

INFO/SOS HELP POINT INTERCOM

- ✓ Free-standing intercom
- ✓ Vandal-resistant design IK10
- ✓ Protection rating IP65
- ✓ Modular configuration
- ✓ DSP functions: noise reduction, echo cancellation, automatic volume control
- ✓ SIP2.0 / SNMPv3



ICO-PHP is a free-standing intercom column serving as an emergency call point. It features a vandal-resistant housing with an IK10/IP65 protection rating. ICO-PHP has a modular design. It consists of a free-standing enclosure equipped with an intercom module and additional elements such as a camera, induction loop amplifier, or network switch. The configuration and mechanics of the column can be customized to meet individual customer needs. The ICO-PHP intercom module is equipped with 3 relays and 6 GPIO inputs/outputs, enabling integration with various external devices such as strobe, electronic locks, and specialized buttons. Furthermore, it has the ability to directly transmit information about its status to management systems (PSIM, BMS, etc.) bypassing the SIP server, using the SNMP protocol.



MODELS	Description
ABT-ICO-PHP S01	Call and emergency point for railway applications
ABT-ICO-PHP S02	INFO/SOS point for emergency and/or information calls

ICO PHP	
Audio	
Loudspeaker	1 × built-in speaker with rated power of 5W
Amplifier	Class D; 15 W @4 Ohm (1% THD+N)
Microphone	1 × MEMS type (frequency response 60 Hz – 20 kHz)
Audio input	1 × balanced line input – nominal level 775 mV RMS
Audio output	1 × balanced line output – nominal level 775 mV RMS
Headphone output	Output power 0,25W, Minimum load impedance 16 Ohm
Codecs	Speex, iLBC, GSM, PCMU, G722, Opus, G729, L16
Interfaces	
Ethernet ports	2 × Ethernet port
Relays	2 × make contact input: 30 VDC, 1A / 125 VAC, 0.3A, max. switching voltage 250 VAC / 220 VDC, max. switching power 62.5 VA / 30 W, max. load current 2A 1 × active relay: 12 VDC, max. current 100mA
GPIO	6 × digital input/output: parametric input (2-state); logic output 0-5V, current output 18mA, common reference point
LED Driver	12V, current limiting resistor 300 Ohm
Power supply	
PoE	IEEE 802.3af 3af / Class 0, IEEE 802.3at / max. 12.95W (RJ45)
DC	12V / 2A power supply (screw terminal)
Environmental parameters	
Operating temperature	-40 to +65°C
Relative Humidity	10% to 95% (non-condensation)
Mechanical Resistance	IK10
Dust/water protection	IP65

ABT-IAC-BOX01-W/WO / BOX02-W

SURFACE MOUNT HOUSING

✓ *Surface mount housing for IP Intercoms*



MODELS	Description
ABT-IAC-BOX01-W	Surface mount housing for ICO EMERGENCY series devices
ABT-IAC-BOX01-WO	Surface mount housing for ICO EMERGENCY series devices in orange with SOS markings on the side of the housing
ABT-IAC-BOX02-W	Surface mount housing for ICO STRONG series devices

	ABT-IAC-BOX01-W	ABT-IAC-BOX01-WO	ABT-IAC-BOX02-W
Dimensions (WxHxD)	137 x 277 x 46 mm	137 x 277 x 46 mm	1130 x 250 x 61,8 mm
Weight	1538 g	1538 g	900 g
Material	Steel	Steel	Aluminum

ABT-IAC-BOX01-F/PB / BOX02-FPB

RECESSED HOUSING

- ✓ *Flush-mounting housing*
- ✓ *Housing for installation in modular and plasterboard walls*



ABT-IAC-BOX01-PB

MODELS	Description
ABT-IAC-BOX01-F	Flush-mount housing for ICO EMERGENCY family devices
ABT-IAC-BOX01-PB	Plasterboard housing for ICO EMERGENCY family devices
ABT-IAC-BOX02-FPB	Flush-mount and plasterboard housing for ICO STRONG family devices

	ABT-IAC-BOX01-F	ABT-IAC-BOX01-PB	ABT-IAC-BOX02-FPB
Dimensions (WxHxD)	125 x 265 x 40 mm	125 x 265 x 40 mm	130 x 250 x 57,8 mm
Weight	659 g	601 g	500 g
Material	Steel	Steel	Steel

ABT-ICDG-1

SIP PAGING UNIT

- ✓ Desktop station with handset and gooseneck microphone
- ✓ 4.3" main display
- ✓ H.264 video codec support
- ✓ Two 3.5" auxiliary displays
- ✓ Programmable buttons
- ✓ Full functional keypad
- ✓ Headset connection possibility
- ✓ Built-in Bluetooth module



ABT-ICDG-1 is an operator console that combines the functionality of an IP phone and a public address desk. It is equipped with a 4.3-inch display, an auxiliary display, a full functional keypad, a block of 32 programmable buttons, a handset for calls, a hands-free system, and a goose-neck microphone. The numeric keypad of the ABT-ICDG-1

allows the operator to select any intercom by entering its assigned number. On the graphic LCD display, the operator can clearly verify the station with which a connection has been established and access additional functions such as settings and the address book. The quick selection button block, located on the right side of the station,

offers programming of 32 physical buttons (a total of 96 logical functions across 3 layers). These can be assigned various tasks, such as selecting a recipient, selecting a zone, and activating voice messages from the server memory.

MODELS	Description
ABT-ICDG-1	Operator console / IP intercom with gooseneck microphone
ABT-ICDG-1B	Operator console / IP intercom with gooseneck microphone; enhanced IK rating

ABT ICDG-1 / ABT ICDG-1B	
Audio	
Microphone	1 × directional gooseneck microphone; Frequency response: 20 Hz - 20 kHz; SNR: > 60 dB. @1kHz
Handset	1 × RJ9 handset with cord
Indicators and control	
Main display	1 × LCD color display 4,3" (480 x 272)
Auxiliary display	2 × LCD color display 3,5" (320 x 480)
Keyboard	Full functional telephone keyboard 42 × Programmable buttons
Indicators	1 × status LED (red)
Interfaces	
Ethernet ports	2 × Ethernet port
Power supply	
PoE	PoE: IEEE 802.3af / class 0, IEEE 802.3at / max. 9W
DC	External adapter - 5V / 2A (option)
Environmental parameters	
Operating temperature	-10 to +40°C
Relative Humidity	10% to 95% (non-condensation)
Mechanical Resistance	IP30
Dust/water protection	IK07 (ABT-ICDG-1B)
Dimensions	309 × 214 × 187mm (base option 1) 309 × 226 × 167mm (base option 2)

ABT-ICD-1

DESKTOP INTERCOM

- ✓ *Basic desktop Unit with handset*
- ✓ *2.8" display*
- ✓ *Full functional keypad*
- ✓ *Headset connection possibility*



ABT-ICD-1 is a stylish desktop intercom designed for intuitive call handling and convenient voice announcements. Equipped with a clear 2.8-inch display, a functional keypad, a hands-free mode, and a dedicated

handset, it ensures comfortable communication. Thanks to the graphic LCD display, the ABT-ICD-1 operator has a clear view of the call status and easy access to additional functions such as the address book and device

settings. The intercom enables initiating calls and conducting conversations with any system user, as well as effectively broadcasting voice messages.

MODELS	Description
ABT-ICD-1	Desktop station with display and headset

ABT-ICD-1	
Audio	
Handset	1 × RJ9 handset with cord
Indicators and control	
Display	1 × LCD color display 2,8" (320 x 240)
Keyboard	Full functional telephone keyboard
Indicators	1 × status LED (red)
Interfaces	
Ethernet ports	2 × Ethernet port
Power supply	
PoE	PoE: IEEE 802.3af / class 0, IEEE 802.3at / max. 9W
DC	External DC adapter - 5V / 0.6A (option)
Environmental parameters	
Operating temperature	0 to +45°C
Relative Humidity	10% to 95% (non-condensation)
Dimensions	169 × 186.3 × 174.5 mm (setup A) 169 × 177.6 × 183.7 mm (setup B) 169 × 115.6 × 212.5 mm (wall mounted)

ICO MAM

INTELLIGENT IP AMPLIFIER

- ✓ *Audio transmission using SIP, UDP, RTP*
- ✓ *20W power amplifier (Class D)*
- ✓ *Noise tracking capability*
- ✓ *Remote status monitoring*
- ✓ *Reporting via SNMP*
- ✓ *Browser-based configuration and management*

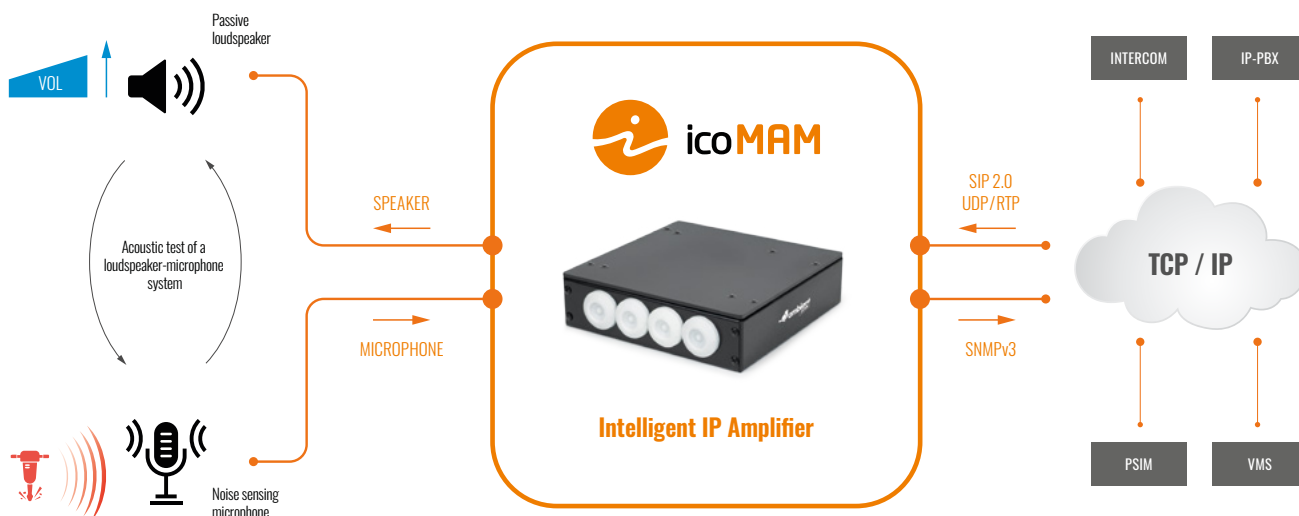


ICO-MAM is an IP network amplifier that enables the integration of conventional loudspeakers into an intercom system. It is equipped with a digital amplifier with rated power of 20W (at 4 Ohms). ICO-MAM is capable of receiving audio signals transmitted using SIP 2.0, RTP, and RAW UDP standards. The device also has a local line input.

ICO-MAM offers a noise tracking function – the level and characteristics of the emitted sound can be automatically adjusted to the ambient noise level measured by a connected microphone. This improves the intelligibility of the reproduced speech. ICO-MAM has advanced mechanisms for monitoring its operational status, including

acoustic control of the correct functioning of the loudspeaker-microphone system. The device status can be reported to external management systems using the SNMP protocol. The configuration of ICO-MAM is done remotely via an intuitive web interface.

MODELS	Description
ABT-ICO-MAM-S01	Network amplifier with noise tracking function



	ICO MAM
Audio	
Amplifier	20W, Class D
Local input	1 × balanced line input, 20 kOhm, nominal level 775 mV RMS
Sensor input	1 × microphone input, 100 kOhm, 2V Phantom Power
Interfaces	
Ethernet ports	2 Ethernet ports
Protocols	SIP2.0, RTP, RAW UDP, SNMP, HTTP
Power supply	
PoE	PoE: IEEE 802.3af / class 0, IEEE 802.3at / max. 12,95W
DC	External DC adapter - 12V / 2A (option)
Environmental parameters	
Operating temperature	-40 to +65°C
Relative Humidity	10% to 95% (non-condensation)
Dust/water protection	IP30
Physical parameters	
Material	Aluminum
Weight	400g
Dimensions (W x H x D)	50 × 140 × 120 mm

ABT-S206S

SIP CEILING LOUDSPEAKER


- ✓ *Powered ceiling loudspeaker*
- ✓ *Quick and simple installation*



The ABT-S206S is a SIP recessed ceiling loudspeaker with built-in amplifier. The loudspeaker can be powered via PoE

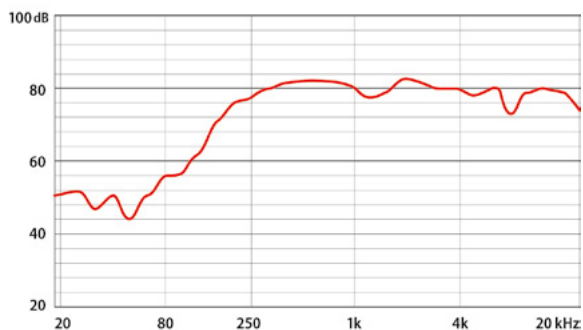
or using a DC adapter. It is dedicated for security and safety applications, allowing it to interface to intercom systems, PSIM

software, VMS, CCTV systems and other, directly via TCP/IP network.

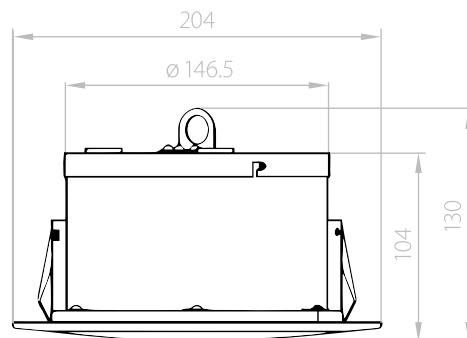
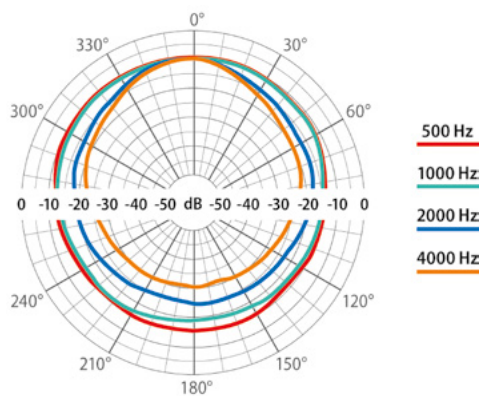


ABT-S206S	
Electrical	
Rated power	6 W
Network interface	10/100BASE-TX, RJ45
Power supply	DC 12–24 V or POE
Decoding mode	Max. 48 kHz, 320 kbps audio stream, support MP3, G.711 a/u, G.722. min. delay: 50 ms
Effective frequency range	120 Hz – 20 000 Hz
Dispersion at 1 kHz	180°
SPL (6W @ 1 m)	99 dB
Environmental	
IP rating	IP32
Min./max. ambient temperature	-20°C / 55°C
Mechanical	
Dimensions	Height 130 mm, ø 204 mm
Net Weight	1,1 kg
Colour	White (RAL 9003)
Material	Steel
Mounting	Spring clamp
Accessories	
Power supply	12VDC / 2 A / 24W

Frequency band:



Circular chart of directional characteristic:



ABT-W6S

SIP WALL-MOUNTED LOUDSPEAKER

- ✓ *Powered cabinet loudspeaker*
- ✓ *Suitable for wall and ceiling installation*



The ABT-W6S is a cabinet loudspeaker with a metal enclosure. The loudspeaker is designed for on-wall and/or on-ceiling installation, with the option for recessed installation (using an accessory bracket). The loudspeaker is fitted with a built-in power amplifier and SIP module, allowing it to interface directly with SIP-based life safety and security systems.



ABT-W6S

Electrical

Rated power	6 W
Network interface	10/100BASE-TX, RJ45
Power supply	DC 12–24 V or POE
Decoding mode	Max. 48 kHz, 320 kbps audio stream, support MP3, G.711 a/u, G.722. min. delay: 50 ms
Effective frequency range	120 Hz – 20 000 Hz
Dispersion at 1 kHz	180°
SPL (6W @ 1 m)	101 dB

Environmental

IP rating	IP32
Min./max. ambient temperature	-20°C / 55°C

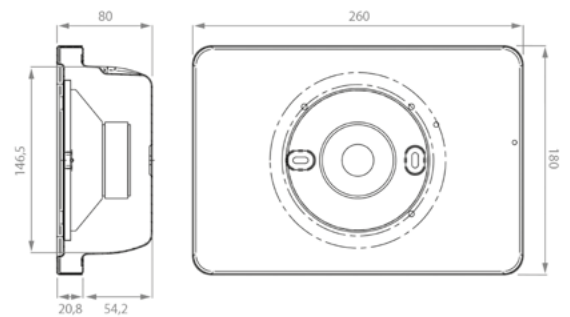
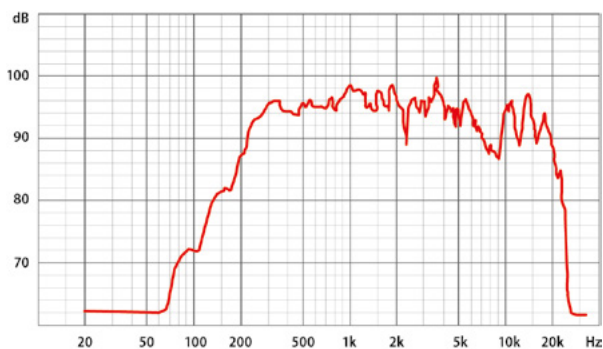
Mechanical

Dimensions	260 × 180 × 80 mm
Net weight	1,5 kg
Colour	White (RAL 9003)
Material	Steel
Mounting	Screw

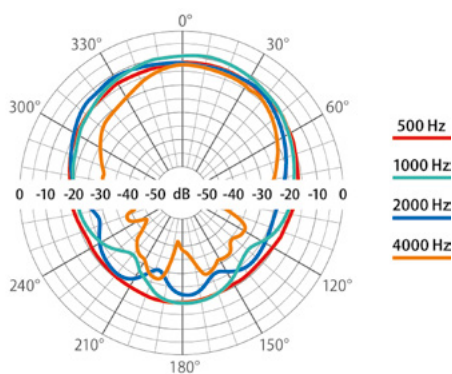
Accessories

Power Supply	12VDC / 2 A / 24W
--------------	-------------------

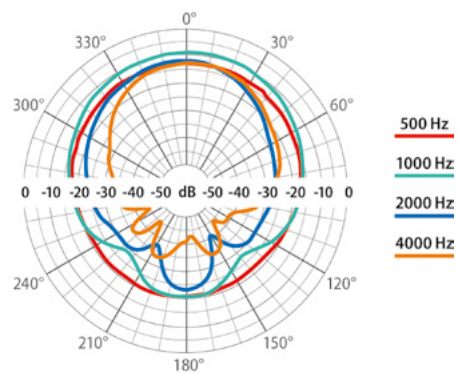
Frequency band:



Circular chart of directional characteristic – horizontal:



Circular chart of directional characteristic – vertical:



ABT-T2515S

SIP HORN LOUDSPEAKER WITH BUILT-IN 15 W AMPLIFIER

- ✓ High sound pressure level
- ✓ Aluminium housing
- ✓ Protection from dust and humidity:
IP65 rating



ABT-T2515S is a SIP horn loudspeaker with a built-in 15 W amplifier. It can be powered by PoE that allows to easily connect it to existing local area networks using one CAT5/CAT6 cable connection. It is an ideal choice for applications in security systems,

industrial and commercial systems in both outdoor and indoor areas such as train stations, airports, parking lots, parks, gardens, corridors and much more. The high efficiency and directionality of the loudspeaker allow broadcasting voice messages

directly to even distant places, while ensuring a high sound pressure level. The aluminium housing guarantees increased resistance to adverse weather conditions provided by the IP65 rating.



ABT-T2515S

Electrical

Rated power of amplifier	15 W
Network interface	10/100BASE-TX, RJ45
Power supply	DC 12 – 24 V or POE
Decoding mode	Stereo playing, max. 48 kHz, 320 kbps audio stream, support MP3, WAV (PCM +IMA ADPCM), G.711 a/u, G.722., min. delay: 50 ms
Encoding mode	G.711a/u, G.722 and RTP mode, min. delay: 30 ms
Effective frequency range	350 Hz – 7 kHz
Dispersion at 1 kHz	110°
SPL (15W @ 1 m)	111 dB

Environmental

IP rating	IP65
Min./max. ambient temperature	-20°C / 55°C

Mechanical

Dimensions	250 × 320 mm
Net weight	2,3 kg
Colour	Light grey (RAL 7035)
Material	Aluminium
Mounting	U type bracket

Accessories

Power Supply	12VDC / 2 A / 24W
--------------	-------------------

